

North Carolina State University
Facilities Division
Approved Vehicle Rental Rates for University-Owned Vehicles
Effective July 1, 2021

Rate Per Mile (1)

Vehicle Type	2020-2021 Charge Rate/Mile		2021-2022 Charge Rate/Mile (2)
Passenger Vans	\$ 0.72		\$ 0.72
Cargo Vans	\$ 0.62		\$ 0.62
Box Trucks	\$ 0.97		\$ 0.97
Pickup Trucks	\$ 0.65		\$ 0.65
Buses	\$ 2.66		\$ 2.66

Minimum Daily Mileage Charge (1)

Vehicle Type	2020-2021 Minimum Charge (2)	Minimum Daily Miles	2021-2022 Minimum Charge (2)
Passenger Vans	\$ 43.20	60	\$ 43.20
Cargo Vans	\$ 37.20	60	\$ 37.20
Box Trucks	\$ 58.20	60	\$ 58.20
Pickup Trucks	\$ 39.00	60	\$ 39.00

Minimum Monthly Mileage Charge (1)

Vehicle Type	2020-2021 Minimum Charge (2)	Minimum Daily Miles	2021-2022 Minimum Charge (2)
Passenger Vans	\$ 756.00	1050	\$ 756.00
Cargo Vans	\$ 651.00	1050	\$ 651.00
Box Trucks	\$ 1,018.50	1050	\$ 1,018.50
Pickup Trucks	\$ 682.50	1050	\$ 682.50


(1) Calendar day billing is used.

(2) Rate includes fuel. Rental rates may be adjusted to compensate for excessive fuel market fluctuation.


Developed by:

Facilities Budget Office

Reviewed by:


Andy Snead
 Senior Director
 Facilities Services

Approved by:


Douglas Morton
 Associate Vice Chancellor
 Facilities Division

Date Approved: **29 JUNE 2021**


North Carolina State University
Facilities Division
Approved Shop Billing Rates Effective July 1, 2021
Facilities Services

Shop Name	Effective Hourly Rates July 1, 2020	Effective Hourly Rates July 1, 2021	Percent Change
Auto Shop	\$ 55.15	\$ 55.15	0.00%
Motor Pool Driver	\$ 30.20	\$ 30.80	2.00%
Tree Shop	\$ 49.77	\$ 49.77	0.00%
Parking Lot Mgmt	\$ 38.33	\$ 38.33	0.00%
Grounds & Turf Management	\$ 35.92	\$ 36.64	2.00%
Horticulture	\$ 48.67	\$ 49.64	2.00%
Irrigation	\$ 45.00	\$ 45.90	2.00%
Landscape Installation	\$ 38.11	\$ 38.87	2.00%
Landscape Grading/Excavation & Construction	\$ 46.82	\$ 47.76	2.00%
LCS Brick Shop	\$ 51.15	\$ 51.15	0.00%
WRR: Labor	\$ 36.14	\$ 36.14	0.00%
WRR: Equipment Operations	\$ 51.50	\$ 51.50	0.00%
Trade Shop- Carpentry	\$ 46.92	\$ 46.92	0.00%
Trade Shop- Lock	\$ 54.61	\$ 54.61	0.00%
Trade Shop- Paint	\$ 37.36	\$ 37.36	0.00%
Trade Shop- Roofing and Waterproofing	\$ 43.80	\$ 43.80	0.00%
Trade Shop- Sign	\$ 47.72	\$ 47.72	0.00%
Trade Shop- Welding	\$ 45.70	\$ 45.70	0.00%
Construction Services- Construction	\$ 46.41	\$ 48.73	5.00%
Construction Services- FCAP	\$ 65.34	\$ 65.34	0.00%
Construction Services- Small Projects	\$ 49.40	\$ 49.40	0.00%
Asbestos	\$ -	\$ 62.45	#DIV/0!
Housekeeping	\$ 34.87	\$ 35.57	2.00%
Pest Control	\$ 45.69	\$ 45.69	0.00%
Small Equip Repair	\$ 45.94	\$ 45.94	0.00%


Developed by:

Facilities Budget Office

Reviewed by:


Andy Snead
 Senior Director
 Facilities Services

Approved by:


Douglas Morton
 Associate Vice Chancellor
 Facilities Division

Date Approved: **29 JUNE 2021**

North Carolina State University
Facilities Division
Approved Waste and Recycling Tip Rates
Effective July 1, 2021 for FY 2021-2022


Tip Type	2019-2020 Effective Tip Rates	2020-2021 Effective Tip Rates
Waste/Recycling Tips	\$ 34.80	\$ 34.80
Compost	\$ 60.27	\$ 60.27
Rolloff Delivery	\$ 84.26	\$ 84.26
Rolloff Haul*	\$ 147.82	\$ 147.82
Outdoor Recycling	Included in Waste Tip Rate	Included in Waste Tip Rate

* Does not include landfill disposal fees.


Developed by:

Facilities Budget Office

Reviewed by:


 Andy Snead
 Senior Director
 Facilities Services

Approved by:


 Douglas Morton
 Associate Vice Chancellor
 Facilities Division

Date Approved: 29 JUNE 2021

North Carolina State University

Facilities Division

Approved Vehicle Rental Rates for Non-University-Owned Motor Fleet Vehicles Effective July 1, 2021

Approved Facilities Division Motor Pool Management Rate (1) (2)	2020-2021 Total Mgmt Rate per Mile	Admin & Parking Cost per Mile	Fuel Cost per Mile (3)	2021-2022 Total Mgmt Rate per Mile
Sedan-Compact	\$ 0.34	\$ 0.28	\$ 0.06	\$ 0.34
Sedan-Mid Size	\$ 0.34	\$ 0.28	\$ 0.06	\$ 0.34
Sedan-Full Size	\$ 0.36	\$ 0.28	\$ 0.08	\$ 0.36
Minivan	\$ 0.37	\$ 0.28	\$ 0.09	\$ 0.37

- (1) Management rate will be added to per-mile cost of rental from NC Dept. of Motor Fleet Management
 (2) Calendar day billing is used. Daily minimum miles are 60. Monthly minimum miles are 1050.
 (3) Fuel component of rate may be adjusted to compensate for excessive fuel market fluctuation.

Approved Facilities Division Rental Rate per Mile	2020-2021 Total Rate per Mile	NC MFM Rental Cost per Mile (4)	Mgmt Rate per Mile (5)	2021-2022 Total Rate per Mile
Sedan-Compact	\$ 0.55	\$ 0.21	\$ 0.34	\$ 0.55
Sedan-Mid Size	\$ 0.61	\$ 0.27	\$ 0.34	\$ 0.61
Sedan-Full Size	\$ 0.68	\$ 0.32	\$ 0.36	\$ 0.68
Minivan	\$ 0.85	\$ 0.48	\$ 0.37	\$ 0.85

- (4) Represents total cost of maintaining fleet from NC MFM
 (5) Management rates calculated above.

Minimum Daily Mileage Charge	2020-2021 Minimum Charge (2)	Minimum Daily Miles	2021-2022 Minimum Charge (2)
Sedan-Compact	\$ 33.00	60	\$ 33.00
Sedan-Mid Size	\$ 36.60	60	\$ 36.60
Sedan-Full Size	\$ 40.80	60	\$ 40.80
Minivan	\$ 51.00	60	\$ 51.00

Minimum Monthly Mileage Charge	2020-2021 Minimum Charge (2)	Minimum Monthly Miles	2021-2022 Minimum Charge (2)
Sedan-Compact	\$ 577.50	1050	\$ 577.50
Sedan-Mid Size	\$ 640.50	1050	\$ 640.50
Sedan-Full Size	\$ 714.00	1050	\$ 714.00
Minivan	\$ 892.50	1050	\$ 892.50

Developed by:

Facilities Budget Office

Reviewed by:

Andy Snead
Senior Director
Facilities Services

Approved by:

Douglas Morton
Associate Vice Chancellor
Facilities Division

Date Approved: 29 JUNE 2021


**North Carolina State University
Facilities Division
Approved Shop Billing Rates Effective July 1, 2021
Office of the University Architect**

Shop Name	Effective Hourly Rates July 1, 2020	Effective Hourly Rates July 1, 2021	Percent Change
University Surveyor	\$ 60.04	\$ 60.04	0.00%

Developed by:

Facilities Budget Office

Reviewed by:



Lisa Johnson

Director

Office of the University Architect

Approved by:



Douglas Morton

Associate Vice Chancellor

Facilities Division

Date Approved: 6-16-21