


**North Carolina State University**  
**Facilities Division**  
**Approved Shop Billing Rates Effective July 1, 2022**  
**Facilities Services**

Shop Name	Effective Hourly Rates July 1, 2021	Effective Hourly Rates July 1, 2022	Percent Change
Auto Shop	\$ 55.15	\$ 57.90	5.00%
Motor Pool Driver	\$ 30.80	\$ 32.34	5.00%
Tree Shop	\$ 49.77	\$ 52.26	5.00%
Parking Lot Mgmt	\$ 38.33	\$ 40.25	5.00%
Grounds & Turf Management	\$ 36.64	\$ 38.47	5.00%
Horticulture	\$ 49.64	\$ 52.12	5.00%
Irrigation	\$ 45.90	\$ 48.20	5.00%
Landscape Installation	\$ 38.87	\$ 40.81	5.00%
Landscape General Contruction	\$ 45.52	\$ 47.79	5.00%
Landscape Grading/Excavation & Construction	\$ 47.76	\$ 50.15	5.00%
LCS Brick Shop	\$ 51.15	\$ 53.71	5.00%
WRR: Labor	\$ 36.14	\$ 37.94	5.00%
WRR: Equipment Operations	\$ 51.50	\$ 54.07	5.00%
Trade Shop- Carpentry	\$ 46.92	\$ 49.27	5.00%
Trade Shop- Lock	\$ 54.61	\$ 57.34	5.00%
Trade Shop- Paint	\$ 37.36	\$ 39.23	5.00%
Trade Shop- Roofing and Waterproofing	\$ 43.80	\$ 45.99	5.00%
Trade Shop- Sign	\$ 47.72	\$ 50.11	5.00%
Trade Shop- Welding	\$ 45.70	\$ 47.99	5.00%
Construction Services- Construction	\$ 48.73	\$ 55.26	13.4%
Construction Services- FCAP	\$ 65.34	\$ 68.61	5.00%
Construction Services- Small Projects	\$ 49.40	\$ 51.87	5.00%
Asbestos	\$ 62.45	\$ 65.57	5.00%
Housekeeping	\$ 35.57	\$ 37.35	5.00%
Pest Control	\$ 45.69	\$ 47.98	5.00%
Small Equip Repair	\$ 45.94	\$ 48.24	5.00%

Developed by:

Facilities Budget Office


Reviewed by:



**Sarah Ketchum**  
Director  
Grounds and Building Services

*Ada Baldwin*

**Ada Baldwin**  
Director  
University Housekeeping



**Willy V. Yamamoto**  
Director  
Design and Construction Services

Approved by:



**Douglas Morton**  
Associate Vice Chancellor  
Facilities Division

Date Approved:

*12 JULY 2022*


North Carolina State University  
Facilities Division  
Approved Shop Billing Rates Effective July 1, 2022  
Office of the University Architect

Shop Name	Effective Hourly Rates July 1, 2022	Effective Hourly Rates July 1, 2021	Percent Change
University Surveyor	\$ 63.05	\$ 60.04	5.00%

Developed by:

Facilities Budget Office

Reviewed by:



**Lisa Johnson**  
Director  
Office of the University Architect

Approved by:



**Douglas Morton**  
Associate Vice Chancellor  
Facilities Division  
Date Approved: 12 JULY 2022

**North Carolina State University**

**Facilities Division**

**Approved Vehicle Rental Rates for Non-University-Owned Motor Fleet Vehicles  
Effective July 1, 2022**

Approved Facilities Division Rental Rate per Mile	2021-2022 Total Rate per Mile	2022-2023 Total Rate per Mile
Sedan-Compact	\$ 0.59	\$ 0.62
Sedan-Mid Size	\$ 0.63	\$ 0.66
Sedan-Full Size	\$ 0.65	\$ 0.68
Minivan	\$ 0.74	\$ 0.78


Minimum Daily Mileage Charge	2021-2022 Minimum Charge (2)	Minimum Daily Miles	2022-2023 Minimum Charge (2)
Sedan-Compact	\$ 35.40	60	\$ 37.20
Sedan-Mid Size	\$ 37.80	60	\$ 39.60
Sedan-Full Size	\$ 39.00	60	\$ 40.80
Minivan	\$ 44.40	60	\$ 46.80

Minimum Monthly Mileage Charge	2021-2022 Minimum Charge (2)	Minimum Monthly Miles	2022-2023 Minimum Charge (2)
Sedan-Compact	\$ 619.50	1050	\$ 651.00
Sedan-Mid Size	\$ 661.50	1050	\$ 693.00
Sedan-Full Size	\$ 682.50	1050	\$ 714.00
Minivan	\$ 777.00	1050	\$ 819.00


Developed by:

Facilities Budget Office

Reviewed by:

  
**Sarah Ketchem**  
Director  
Grounds and Building Services

Approved by:

  
**Douglas Morton**  
Associate Vice Chancellor  
Facilities Division

Date Approved: 12 JULY 2022



**North Carolina State University**  
**Facilities Division**  
**Approved Vehicle Rental Rates for University-Owned Vehicles**  
**Effective July 1, 2022**

**Rate Per Mile (1)**

Vehicle Type	2021-2022 Total Rate per Mile	2022-2023 Total Rate per Mile
Passenger Vans	\$ 0.72	\$ 0.76
Cargo Vans	\$ 0.62	\$ 0.65
Box Trucks	\$ 0.97	\$ 1.02
Pickup Trucks	\$ 0.65	\$ 0.68
Buses	\$ 2.66	\$ 2.79

**Minimum Daily Mileage Charge (1)**

Vehicle Type	2021-2022 Minimum Charge (2)	Minimum Daily Miles	2022-2023 Minimum Charge (2)
Passenger Vans	\$ 43.20	60	\$ 45.60
Cargo Vans	\$ 37.20	60	\$ 39.00
Box Trucks	\$ 58.20	60	\$ 61.20
Pickup Trucks	\$ 39.00	60	\$ 40.80

**Minimum Monthly Mileage Charge (1)**

Vehicle Type	2021-2022 Minimum Charge (2)	Minimum Daily Miles	2022-2023 Minimum Charge (2)
Passenger Vans	\$ 756.00	1050	\$ 798.00
Cargo Vans	\$ 651.00	1050	\$ 682.50
Box Trucks	\$ 1,018.50	1050	\$ 1,071.00
Pickup Trucks	\$ 682.50	1050	\$ 714.00


(1) Calendar day billing is used.

(2) Rate includes fuel. Rental rates may be adjusted to compensate for excessive fuel market fluctuation.

Developed by:

Facilities Budget Office

Reviewed by:



**Sarah Ketchem**  
 Director  
 Grounds and Building Services

Approved by:



**Douglas Morton**  
 Associate Vice Chancellor  
 Facilities Division

Date Approved: 12 JULY 2022